

**Unit Illustrated:** MQRB4436NE2 Infinite Linear Direct Vent Fireplace (Natural Gas), MQRB44BK Back Shield Kit (Single-Sided Viewing), MQRB4436PLB Porcelain Liner Back, MQRB5143PLE Porcelain Liner Ends.



INFINITE

ZERO CLEARANCE DIRECT VENT GAS FIREPLACE


 marquis  
COLLECTION

MODEL	MQRB4436NE2	MQRB4436LPE2	MQRB5143NE2	MQRB5143LPE2	MQRB6961NE2	MQRB6961LPE2
Fuel	Natural	Propane	Natural	Propane	Natural	Propane
IPI / PF2	Yes	Yes	Yes	Yes	Yes	Yes
Input Max.	31,500 BTU	31,000 BTU	38,500 BTU	38,000 BTU	59,000 BTU	58,500 BTU
Input Min.	22,500 BTU	23,000 BTU	22,500 BTU	29,500 BTU	42,500 BTU	46,000 BTU
Glass Window	Ceramic	Ceramic	Ceramic	Ceramic	Ceramic	Ceramic
Glass Size	35" W x 15 1/4" H		42" W x 15 1/4" H		60" W x 15 1/4" H	
Venting	5"/7" Kingsman Flex Vent		5"/7" Kingsman Flex Vent/5"/8" Hard Pipe*		7"/10" Kingsman Flex Vent	
FE (P.4.1-15)	54.87%	54.87%	59.94%	59.94%	53.21	53.21%


\*With Adapter.

## ACCESSORY OPTIONS


### LOG SETS




**MQ46D**  
3-Piece Large  
Driftwood Set  
(5143/6961  
Models only)




**MQRBD1**  
4-Piece  
Driftwood  
Set with  
4 Rocks



**MQRBD2**  
3-Piece  
Driftwood  
Log Set




**MQRBD3**  
(5-Piece) or  
**MQRBD4**  
(3-Piece)  
Driftwood Set




**MQRBRW**  
Birch

### LINERS




**Fluted Liner**  
(Single-Sided  
Models only)



**Porcelain  
Reflective  
Liner**


### MEDIA OPTIONS




**MQG5ZG**  
Zircon Glacier  
Ice Glass



**MQG5A**  
Cobalt  
Ember Glass




**MQG5B**  
Black  
Ember Glass



**MQG5C**  
Bronze  
Ember Glass



**MQG5W**  
White  
Ember Glass



**MQEMBER**  
Ember  
Chunks



**MQSTONE**  
Decorative  
Stones



**MQROCK2**  
Natural  
Rock Set



**MQROCK3**  
Multi-Colored  
Rock Set

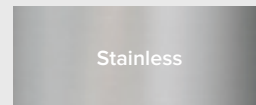
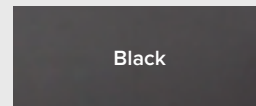


**RBCB1**  
Multi-Colored  
Cannonballs

### REMOTE CONTROL



### SURROUND FRAME & EDGE



## STANDARD FEATURES

- Accent Lighting with Decorative Glass (White) Ember Bed
- Proflame II Models include Remote Control – Features flame, thermostat, smart thermostat (WIFI Compatibility), accent lighting  
\* Smartphone (local WIFI only)

## OPTIONAL FEATURES

**Choose Your View:** Single-Sided or See-Through for your viewing pleasure

**Choose Surround Trim Kit:** Black or Stainless; Available in two sizes – Frame and Edge

**Liner:** Porcelain Reflective or Fluted

**Media Options:** Contemporary Rocks, Decorative Stones, Decorative Ember Glass (Glacier Ice, Cobalt Blue, Black, Bronze, White), Ember Chunks or Multi-Colored Cannonballs

**Log Sets:** 4 Piece Driftwood Set with 4 Rocks, 3 or 5 Piece Driftwood Set, 3 Piece Large Driftwood Set (5143/6961 Models only), or Birch Set.

**Fan Kit:** Heat activated with variable speed control (for Single-Sided Installation only)

**Wall Mount Battery Holder (WMBH):** The battery holder provides power to the IPI system in case of power failures. Locating the battery holder outside of the fireplace (wall mount), provides a convenient and accessible location for battery installation and removal.)

TOP FLUE MODEL	Height Actual	Height Framing	Front Width Actual	Front Width Framing	Depth Actual	Depth Framing
<b>Infinite – MQRB4436</b>						
Single-Sided	37 5/8"	38"	46"	46 1/2"	16 1/2"	17"
See-Through	37 5/8"	38"	46"	46 1/2"	16 1/2"	15 3/8"
<b>Infinite – MQRB5143</b>						
Single-Sided	37 5/8"	38"	53"	53 1/2"	16 1/2"	17"
See-Through	37 5/8"	38"	53"	53 1/2"	16 1/2"	15 3/8"
<b>Grand Infinite – MQRB6961</b>						
Single-Sided	45 3/8"	45 1/2"	69 1/8"	71 1/2"	20 1/2"	21"
See-Through	45 3/8"	45 1/2"	69 1/8"	57 1/2"	20 1/2"	19 3/8"

\* dependant of finishing material used.



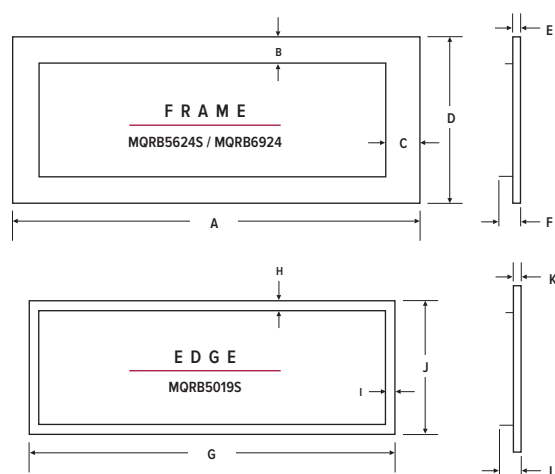
# INFINITE Possibilities

A fabulously sleek stretch of dancing flames delivers infinite possibilities in this modern zero clearance gas fireplace by Marquis.

Visit [www.marquisfireplaces.net](http://www.marquisfireplaces.net) to see the latest evolution in fireplaces.

Unit Illustrated: MQRB6961NE2 Linear Multi-sided Direct Vent Fireplace (Natural Gas), MQRB69BK Back Shield Kit (for Single-Sided Viewing), MQRBD2 Driftwood Branches (3 Piece Set), MQROCK3 Rock Set (Contemporary Collection – Multi-Colored), MQEMBER Ember Chunks x2.

## WALL SURROUND TRIM KIT



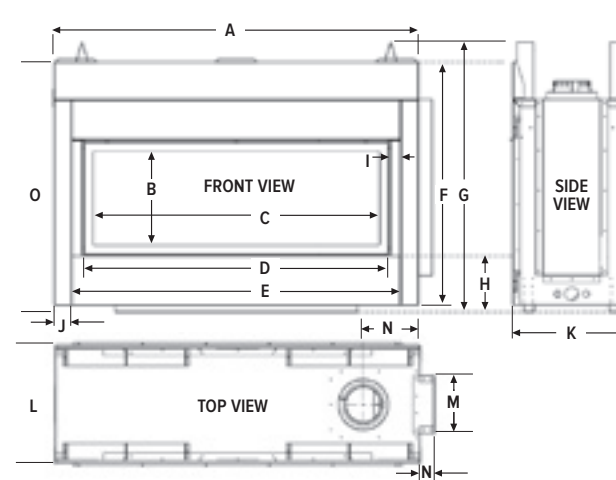
### MQRB4436 MQRB5143 MQRB6961

A	49 7/8"	56 7/8"	74 7/8"
B	3 7/8"	3 7/8"	3 7/8"
C	4 3/8"	4 3/8"	4 3/8"
D	23 3/4"	23 3/4"	23 3/4"
E	1"	1"	1"
F	2 3/8"	2 3/8"	2 3/8"

### MQRB4436 MQRB5143 MQRB6961

G	44 1/8"	51 1/8"	69 1/8"
H	1 1/2"	1 1/2"	1 1/2"
I	1 1/2"	1 1/2"	1 1/2"
J	19 1/8"	19 1/8"	19 1/8"
K	1"	1"	1"
L	2 3/8"	2 3/8"	2 3/8"

## PRODUCT DIMENSIONS



### MQRB4436 MQRB5143 MQRB6961

A	44 1/8"	A 51 1/8"	A 69 1/8"
B	13 1/4"	B 13 1/4"	B 13 1/4"
C	33 1/8"	C 40 1/8"	C 58 1/8"
D	36 1/4"	D 43 1/4"	D 61 1/4"
E	39"	E 46"	E 64 1/8"
F	34"	F 34"	F 38"
G	37 5/8"	G 37 5/8"	G 45 3/8"
H	7 7/8"	H 7 7/8"	H 7 7/8"
I	1 1/2"	I 1 1/2"	I 1 1/2"
J	2 1/2"	J 2 1/2"	J 2 1/2"
K	16 1/2"	K 16 1/2"	K 20 1/2"
L	16 1/2"	L 16 1/2"	L 20 1/2"
M	8 1/8"	M 8 1/8"	M 12 1/8"
N	2"	N 2"	N 2 7/8"
O	35"	O 35"	O 39"



**Unit Illustrated:** MQRB5143NE2 Infinite Linear Direct Vent Fireplace (Natural Gas), MQRB51BK Single Side Kit, MQRB5143PLB Porcelain Back, MQRB5143PLE Porcelain Liner Ends, MQRB5019SB Surround Trim (Edge Black), MQRBRW Birch Log Set, MQSTONE10 Decorative Stones.



**Unit Illustrated:** MQRB5143NE2 Infinite Linear Direct Vent Fireplace (Natural Gas), MQRB51SK See-Through Kit, MQRB5143PLE Porcelain Liner Ends, MQRB5019SSS Surround Trim (Edge Stainless Steel), MQG5A Glass Media Cobalt Blue.



Marquis Fireplaces maintains a program of continuous testing, refinement and improvements of all its products. Some aspect of units shown here may be changed at any time without notice or obligation.

Certification: ANSI Z21.88-2017 • CSA 2.33-2017, CSA 2.17-2017 Vented Gas Fireplace Heater.

Note: Components may have to be ordered separately to create a complete unit. Discuss with your local Marquis Dealer for clarification.

Canada

**ENERGUIDE**

**Look for the EnerGuide Gas Fireplace Energy Efficiency Rating in this brochure**

*Based on CSA P.4.1-15*

**⚠️ WARNING!** **FOR CALIFORNIA RESIDENTS ONLY:** This product can expose you to chemicals including Carbon Monoxide, that is an externally vented by-product of fuel consumption, which is [are] known to the State of California to cause birth defects or other reproductive harm. For more information, visit [www.P65Warnings.ca.gov](http://www.P65Warnings.ca.gov).

Crafted entirely in Canada, each Marquis fireplace is built to the highest standards and made to last.

**LIMITED LIFETIME WARRANTY**



2340 Logan Avenue  
Winnipeg, Manitoba, CAN  
R2R 2V3  
Phone: 204.632.1962  
Fax: 204.632.1960  
[marquisfireplaces.net](http://marquisfireplaces.net)

Printed in Canada  
B066 – 05/2024