

# VISTA LE

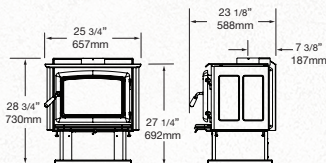
## VISTA CLASSIC LE

### FREESTANDING STOVE for small to medium spaces

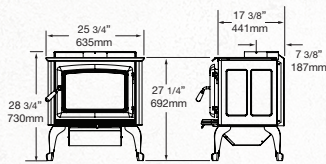
### Heat Output Cord Wood **56,000 BTU**

23,200 BTU EPA Test Fuel

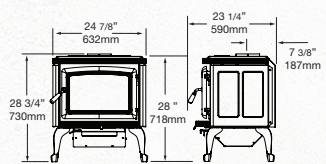
Efficiency (LHV)	72%
Emissions	1.9 gm/hr.
Log Size (Recommended)	16 in.
Log Size (Max)	18 in.
Firebox Size	1.6 cu.ft.
Glass Viewign Area	152 sq.in.



VISTA LE - Pedestal



VISTA LE - Leg



VISTA CLASSIC LE

The elegant choice for heating spaces from 500 to 1500 square feet. Despite its compact size, this is a high-performance wood-stove, engineered for powerful heat output, high efficiency and ease of use, with a floating firebox of heavy-gauge steel.



VISTA LE



VISTA CLASSIC LE

#### FEATURES

- EPA2020 Certified
- Reliable, durable catalytic-free technology
- High capacity baffle system
- Multi-port combustion air injection system
- Air wash system for super clean ceramic glass
- Inside and outside combustion air capable
- Floating firebox for extended stove life
- Single-Lever Air Control
- Mobile Home Approved
- 304 Stainless Steel Baffle, Rails, Tubes and Flame Shield
- East-West loading

#### DESIGN OPTIONS

- Rich metallic black finish
- Pedestal base
- Legs: choice of three finishes

#### DESIGN OPTIONS VISTA CLASSIC

- Porcelain enamel: choice of three colors
- Legs: choice of three finishes
- Arched door: choice of three finishes
- Decorative trivet: choice of two finishes

#### PERFORMANCE OPTIONS

- Temperature actuated variable speed blower
- Easy-to-use ash disposal system (optional on Vista; included with Vista Classic)



For reference only. Installations should be based on installation manuals. Specifications subject to change.